




eReflex electric fires

free your imagination

Undulating flame visuals, dancing impossibly amongst a deep bed of realistic logs or shining crystals, make the eReflex one of the most captivating electric fires ever created.

But the eReflex doesn't just deliver mesmerising effects and a fireside glow. Designed with the very latest LED technologies and offering a choice of stunning fuel beds, this innovative electric fire range lets you choose the perfect ambience to suit your mood - with only your imagination to hold you back.







choosing your eReflex...

eReflex inset hole in the wall fires

Pages 12-27



eReflex Inset fires are offered in six sizes and are designed to be built into the wall for a minimalist installation that integrates seamlessly with your interior.

eReflex outset multi-sided fires

Pages 28-37



eReflex Outset fires allow you to create a bespoke two sided or three sided installation, for a unique focal point that provides a panoramic view of the stunning visuals.

trento suite for 70W & 110W outset fires

Pages 38-41



The stylish Trento Suite is available for 70W and 110W sizes of the Outset eReflex, offering an easily installable, hang on the wall fire that can be selected in a number of two or three sided configurations.

key features



Chromalight
Immersive LED
System



Multiple
Flame Effects



Programmable
Thermostatic Eco
Remote Control



13 Fuel Bed
Lighting Colours



Customisable
Fuel Bed



inspiring flames and fuel effects

Conjuring dramatic flame effects, sparkling embers and an enchanting ambience, the eReflex's ground breaking lighting systems effortlessly create the magic of a real fire... and much more.



immersive lighting system

eReflex fires use Gazco's Chromalight triple lighting system to create a mesmerising display with almost endless possibilities.

Vivid flame effects are projected to appear amongst the fuel bed for a deep, three-dimensional display and can be set to natural amber, striking blue or even a combination of the two.

Each flame colour is enhanced with matching down-lighting, bathing the fuel bed in your choice of warming amber or cool white, for a truly immersive display.

Powerful Chromalight up-lighting illuminates the fuel effects from below, providing relaxing, mood-enhancing ambience whether set to amber, for an authentic

glowing ember bed, or one of many other atmospheric colour choices. Fuel bed lighting can also transition through each vivid colour for a gradually changing spectrum, providing the ultimate wow factor.



- 1 Choice of three flame effects
- 2 Immersive down lighting
- 3 A selection of 13 vivid fuel bed lighting colours



customisable fuel bed

Every eReflex fire comes with a varied selection of fuel effects that transform the fire's look and feel. The highly realistic log selection (pictured left) offers a traditional wood fire aesthetic, and when positioned on the bed of clear and grey pebbles looks just like a real fire.

Alternatively, the Crystal-Ice effect fuel bed (pictured right) creates an ultra-contemporary



look, particularly when paired with the blue flame setting and the many vibrant Chromalight up-lighting colour options.

Whichever fuel bed you choose, the fire's easily removable glass front lets you quickly mix and match the assortment of effects, for your own bespoke display.



finalist for best heating product

Shortlisted for the esteemed BuildIt Award's Best Heating Product, the eReflex has wowed judges with its contemporary aesthetics and breath-taking visuals.



creative control

The eReflex's programmable thermostatic eco handset gives you full control over the fire's host of features. Flames, fuel bed lighting and heating can all be controlled independently to create the desired atmosphere, with or without heat.

Innovative energy saving features let you 'set and forget' your eReflex to turn heating on or off, as well as intelligently manage the heat output to minimise energy use, so you can completely immerse yourself in the visual effects.



flame options

Select Amber, Blue or Amber & Blue flames to suit your mood, with five brightness settings for each colour to give you the perfect ambience.

chromalight fuel bed lighting

Choose from 13 different vibrant colours to illuminate the eReflex's striking fuel bed, which can be fine-tuned with five brightness levels.



Alternatively, you can opt for a gradually changing spectrum as the fuel bed lighting cycles through each colour.

thermostatic ambient heating

Select the optimum room temperature you desire and your eReflex does the rest for you. Choose between 15°C and 25°C degrees, and depending on the temperature the eReflex will reach the desired level as efficiently as possible.

comfort temperature

Comfort Temperature lets you set the thermostat as you would your central heating, with Eco and Comfort settings, which offer further freedom to adjust the temperature by +/- 4°C if desired.



heating advance mode

You can manually advance any pre-set heating cycle to either come on or turn off before the programmed time without disrupting daily or weekly scheduling.

adaptive start control

Adaptive Start allows the eReflex to turn on up to 45 minutes in advance of a pre-set time to reach your desired temperature when you want.

daily and weekly heating

Set the eReflex to turn on to provide heat at certain times of the day, or even days of the week, using the handset's Daily and Weekly Timer control functions.

open window detection

A sudden drop of temperature of 4°C or more within five minutes, like that caused by an open window, will automatically turn off the eReflex's heat to save energy. Heating can easily be resumed simply by pressing the heat button, or allowing the room's temperature to rise by closing the window.

The eReflex's innovative energy saving features make it compliant with stringent Ecodesign energy product standards.



complete
peace of mind



WIN the cost of your
product back!

By registering your eReflex online for your free extended warranty. See page 45 for more details.

the gazco pedigree

When you choose Gazco, quality and technology are assured. From contemporary hang on the wall fires to traditional stoves, Gazco are committed to creating the ultimate in flame effect fires. Our research and development laboratories are amongst the most advanced in the industry, ensuring that the very latest innovations are incorporated into our products.

Gazco is part of the Stovax Group who offer a prestigious product range, which includes everything from the traditional to the ultra-contemporary in a wide array of styles and sizes. Whether your choice is solid fuel, gas, or electric you can be sure to find a stove or fireplace from our range to add the perfect warmth and character to your home. Full details of the Stovax Group's range of products can be found at www.stovax.com.

Gazco is an ISO9001 and ISO14001 accredited company. Our rigorous quality control system ensures that all our appliances are safety checked and that they comply with the appropriate regulations, with all fires in this brochure bearing the CE mark. Similarly, our environmental management systems ensure we work in a sustainable manner, whilst endeavouring to protect the environment by minimising any possible impact from our operations.



experience the eReflex

To truly experience the eReflex's realistic flame and enchanting lighting effects, view our short showcase video online. Alternatively, you can visit your local expert retailer to see the eReflex first-hand!



View the Video
at www.gazco.com/eReflex



expert retailer network

We take great care to ensure that our fires are designed, tested and manufactured to the highest possible quality and safety standards. We are just as concerned to make certain that they are sold and installed correctly so that you will enjoy years of pleasure from your purchase.

Accordingly, you will find our products are only available from experienced, independent retailers who will be happy to show you a selection of models locally in their showrooms, often fully operational. These independent retailers will discuss your individual requirements covering both technical issues and design, to ensure that you select the most appropriate product for your home. They will also be able to advise on, or assist with, the installation process as well as help provide any after-sales support and servicing your appliance may require in the future.

Whilst we encourage our retailers to promote fireplace products and their outlets via the internet, we do not believe suitable levels of customer care and satisfaction can be obtained from purchasing the product only online and we would strongly recommend that you consider this when undertaking your research and making a purchasing decision. Furthermore, please be aware that we do not offer technical support (beyond our statutory responsibilities) to products bought via nationwide online sales, where this support would normally be offered by one of our qualified, independent retailers.

In addition, Gazco fires purchased from within our Expert Retailer Network will have the additional benefit of an extended warranty period, subject to terms and conditions. Full details can be found at: www.gazco.com.

warranty information

Your Gazco retailer will provide you with a Two Year Warranty for your new electric fire providing it is registered with Gazco. Please note this warranty excludes certain consumable parts. Fires purchased outside of Gazco's Expert Retailer Network will carry a standard One Year Non-Extendable Warranty. Full warranty details, terms and conditions are available at www.gazco.com.




find and support your local retailer

You can find your nearest retailer by visiting: www.gazco.com/retailers



eReflex inset fires

eReflex Inset fires create minimalist, hole-in-the-wall installations for a clean and contemporary aesthetic. Offered in a choice of six sizes and proportions, Inset models are suitable for a broad range of settings from the lounge to the bedroom. Each size features the eReflex's powerful Chromalight Immersive LED technology, assortment of feature fuel effects, and advanced Thermostatic handset.



dimensions

	Width	Height
55R Inset	600mm	600mm
75R Inset	800mm	800mm
85R Inset	900mm	380mm
105R Inset	1100mm	380mm
135R Inset	1400mm	380mm
195R Inset	2000mm	380mm

Dimensions given are those overall visible upon installation.
For more detailed technical information please see pages 42-45.

key features



Chromalight Immersive LED System



Programmable Thermostatic Eco
Remote Control



Multiple Flame Effects



13 Fuel Bed
Lighting Colours



Customisable
Fuel Bed



85R Inset



55R Inset



105R inset



75R Inset



135R Inset



195R Inset

eReflex inset

55R

- Chromalight Immersive LED system
- Three different flame options: Amber, Blue, Amber with Blue Accent
- Flames and fuel effect lighting can be enjoyed without the heat
- 13 Different fuel bed lighting colours
- Choice of fuel effects that can be mixed and matched including Logs, grey & clear Pebbles and large & small Crystal-Ice
- Programmable thermostatic eco remote control for ambient heating
- Compatible with Gazco Stone Mantels (see page 18)



Dimensions*

600 x 600mm (WxH)



View the Video

at www.gazco.com/eReflex

* Dimensions given are those overall visible upon installation. For detailed technical information see pages 42 - 45.

See page 42 for additional image







eReflex inset 75R

- Chromalight Immersive LED system
- Three different flame options: Amber, Blue, Amber with Blue Accent
- Flames and fuel effect lighting can be enjoyed without the heat
- 13 Different fuel bed lighting colours
- Choice of fuel effects that can be mixed and matched including Logs, grey & clear Pebbles and large & small Crystal-Ice
- Programmable thermostatic eco remote control for ambient heating
- Compatible with Gazco Stone Mantels (see page 18)



eReflex 75R Inset with Log & Pebble fuel effects

Dimensions*
800 x 800mm (WxH)



 **View the Video**
at www.gazco.com/eReflex

* Dimensions given are those overall visible upon installation. For detailed technical information see pages 42 - 45.

stone mantels

for eReflex 55R & 75R inset fires



Victorian Corbel



Cavendish Bolection



Georgian Roundel

Both the eReflex 55R and 75R can be combined with Gazco's beautiful stone mantels and optional hearths for a magnificent, traditional fireplace aesthetic. Choose from any one of the six period-influenced designs in either Antique White Marble or Limestone, each with matching slip set, to create a stunning centrepiece in your home.

For more information on Gazco's stone mantels and hearths please see page 43.



Claremont



Grafton



Sandringham

Mantel Styles	Dimensions* w x h (mm)
Claremont	1555 x 1143
Cavendish Bolection	1460 x 1320
Georgian Roundel	1460 x 1082
Grafton	1415 x 1165
Sandringham	1550 x 1220
Victorian Corbel	1525 x 1170



Limestone




Antique
White Marble

* Dimensions given are those overall visible upon installation. For detailed technical information see page 43.

All the above images are shown with an eReflex 75R inset fire and matching hearth. See page 42 for eReflex 55R in mantel.







eReflex inset 85R

- Chromalight Immersive LED system
- Three different flame options: Amber, Blue, Amber with Blue Accent
- Flames and fuel effect lighting can be enjoyed without the heat
- 13 Different fuel bed lighting colours
- Choice of fuel effects that can be mixed and matched including Logs, grey & clear Pebbles and large & small Crystal-Ice
- Programmable thermostatic eco remote control for ambient heating



Dimensions*
900 x 380mm (WxH)



 **View the Video**
at www.gazco.com/eReflex

* Dimensions given are those overall visible upon installation. For detailed technical information see pages 42 - 45.

eReflex inset 105R

- Chromalight Immersive LED system
- Three different flame options: Amber, Blue, Amber with Blue Accent
- Flames and fuel effect lighting can be enjoyed without the heat
- 13 Different fuel bed lighting colours
- Choice of fuel effects that can be mixed and matched including Logs, grey & clear Pebbles and large & small Crystal-Ice
- Programmable thermostatic eco remote control for ambient heating



eReflex 105R Inset with Log & Pebble fuel effects

Dimensions

1100 x 380mm (WxH)



View the Video

at www.gazco.com/eReflex

* Dimensions given are those overall visible upon installation. For detailed technical information see pages 42 - 45.

See page 12 for additional image







eReflex inset 135R

- Chromalight Immersive LED system
- Three different flame options: Amber, Blue, Amber with Blue Accent
- Flames and fuel effect lighting can be enjoyed without the heat
- 13 Different fuel bed lighting colours
- Choice of fuel effects that can be mixed and matched including Logs, grey & clear Pebbles and large & small Crystal-Ice
- Programmable thermostatic eco remote control for ambient heating



eReflex 135R Inset with Crystal Ice-effect

Dimensions

1400 x 380mm (WxH)



View the Video
at www.gazco.com/eReflex

* Dimensions given are those overall visible upon installation. For detailed technical information see pages 42 - 45.

eReflex inset

195R

- Chromalight Immersive LED system
- Three different flame options: Amber, Blue, Amber with Blue Accent
- Flames and fuel effect lighting can be enjoyed without the heat
- 13 Different fuel bed lighting colours
- Choice of fuel effects that can be mixed and matched including Logs, grey & clear Pebbles and large & small Crystal-Ice
- Programmable thermostatic eco remote control for ambient heating



Dimensions

2000 x 380mm (WxH)



View the Video

at www.gazco.com/eReflex

* Dimensions given are those overall visible upon installation. For detailed technical information see pages 42 - 45.





eReflex multi-sided outset fires



two and three sided installation options in one fire!

Designed to offer a multi-sided view of the mesmerising flames and lighting effects, eReflex Outset models can be installed as three-sided or two-sided fires. Thanks to their versatile design, eReflex Outsets are perfect for a bespoke focal point installation to suit your interior, and can be finished in various materials, from wood surrounds to tiles, for the perfect centrepiece.



Chromalight
Immersive LED
System



13 Fuel Bed
Lighting Colours



Multiple
Flame Effects



Customisable
Fuel Bed



Thermostatic
Remote Control



eReflex 70W Outset with Log & Pebble fuel effects & optional Right Hand Corner Metal Trim

dimensions



55W Outset

550 x 560 x 268mm (w x h x d)



75W Outset

750 x 752 x 268mm (w x h x d)



70W Outset

700 x 352 x 238mm (w x h x d)



110W Outset

1100 x 352 x 238mm (w x h x d)

Dimensions given are those overall visible upon installation. For more detailed technical information please see pages 42-45



eReflex outset

55W

- Can be installed as a two sided or three sided fire
- Chromalight Immersive LED system
- Three different flame options: Amber, Blue, Amber with Blue Accent
- Flames and fuel effect lighting can be enjoyed without the heat
- 13 Different fuel bed lighting colours
- Choice of fuel effects that can be mixed and matched including Logs, grey & clear Pebbles and large & small Crystal-Ice
- Programmable thermostatic eco remote control for ambient heating
- Optional base trim



eReflex 55W Outset with Crystal-Ice fuel effect

Dimensions*

550 x 560 x 268mm (WxHxD)



View the Video
at www.gazco.com/eReflex

* Dimensions given are those overall visible upon installation. For detailed technical information see pages 42 - 45.

eReflex outset

75W

- Can be installed as a two sided or three sided fire
- Chromalight Immersive LED system
- Three different flame options: Amber, Blue, Amber with Blue Accent
- Flames and fuel effect lighting can be enjoyed without the heat
- 13 Different fuel bed lighting colours
- Choice of fuel effects that can be mixed and matched including Logs, grey & clear Pebbles and large & small Crystal-Ice
- Programmable thermostatic eco remote control for ambient heating
- Optional base trim



eReflex 75W Outset with Log & Pebble fuel effects

Dimensions

750 x 752 x 268mm (WxHxD)



View the Video
at www.gazco.com/eReflex

* Dimensions given are those overall visible upon installation. For detailed technical information see pages 42 - 45.







eReflex outset

70W

- Can be installed as a two sided or three sided fire
- Chromalight Immersive LED system
- Three different flame options: Amber, Blue, Amber with Blue Accent
- Flames and fuel effect lighting can be enjoyed without the heat
- 13 Different fuel bed lighting colours
- Choice of fuel effects that can be mixed and matched including Logs, grey & clear Pebbles and large & small Crystal-Ice
- Programmable thermostatic eco remote control for ambient heating
- Optional base trim
- Optional Trento Suite also available (see page 38)



eReflex 70W Outset with Log & Pebble fuel effects

Dimensions

700 x 352 x 238mm (WxHxD)



View the Video
at www.gazco.com/eReflex

* Dimensions given are those overall visible upon installation. For detailed technical information see pages 42 - 45.

See page 29 for additional image

eReflex outset

110W

- Can be installed as a two sided or three sided fire
- Chromalight Immersive LED system
- Three different flame options: Amber, Blue, Amber with Blue Accent
- Flames and fuel effect lighting can be enjoyed without the heat
- 13 Different fuel bed lighting colours
- Choice of fuel effects that can be mixed and matched including Logs, grey & clear Pebbles and large & small Crystal-Ice
- Programmable thermostatic eco remote control for ambient heating
- Optional base trim
- Optional Trento Suite also available (see page 38)



eReflex 110W Outset with Log & Pebble fuel effects

Dimensions

1100 x 352 x 238mm (WxHxD)



View the Video
at www.gazco.com/eReflex

* Dimensions given are those overall visible upon installation. For detailed technical information see pages 42 - 45.

See pages 3, 4 & 28 for additional images





trento suites

for eReflex 70W & 110W outset fires

Creating a designer eReflex installation can be as easy as simply hanging your fire on the wall with the range of Trento Suites. Each Trento Suite features clean and stylish floating shelves for a statement finish that completely houses your fire.

Available for both the Outset 70W and 110W fires, the Trento is offered in various configurations (shown overleaf) to suit your interior, allowing you to install your eReflex Outset as either a centrally positioned three-sided fire or asymmetrically positioned two-sided corner fire.





trento suites

as simple to install as
they are stylish



eReflex 70W Outset with Log & Pebble fuel effects and
Trento Right Offset Suite with Decorative column

Both 70W and 110W eReflex Outset fires can be installed as three-sided fires or two-sided corner fires. For two-sided corner installations, the Trento Left Offset and Trento Right Offset Corner Suites can be positioned with the flush end into the corner of the room, as shown on page 40.

For perfect symmetry, the Trento Centred option offers a balanced style that positions the fire in the middle of the Suite (page 38). Alternatively, the Left and Right Offset Corner Suites can be combined with a Decorative End Cap to allow a strikingly asymmetric installation anywhere in the room (page 10). Depending on your choice of installation, contrasting black Decorative Columns can be added to complete your eReflex Trento and heighten the aesthetic.

trento configuration options



Trento Centred Suite

- 1 Trento Centred Suite for three-sided central fire
- 2 Trento Centred Suite with Decorative Columns for three-sided central fire



Trento Right Corner Suite

- 3 Trento Right Offset Suite for two-sided right corner
- 4 Trento Right Offset Suite with Decorative Column for two-sided right corner



Trento Left Corner Suite

- 5 Trento Left Offset Suite for two-sided left corner
- 6 Trento Left Offset Suite with Decorative Column for two-sided left corner



Trento Offset Suites

- 7 Trento Right Offset Suite with Decorative Column and End Cap for two-sided off-centre
- 8 Trento Left Offset Suite with Decorative Column and End Cap for two-sided off-centre

technical information

The following pages provide the dimensional, heat output, efficiency and product code information you will need to choose your eReflex fire. For more detailed specifications, please consult your local Gazco retailer. Complete installation instructions may be downloaded from www.gazco.com.

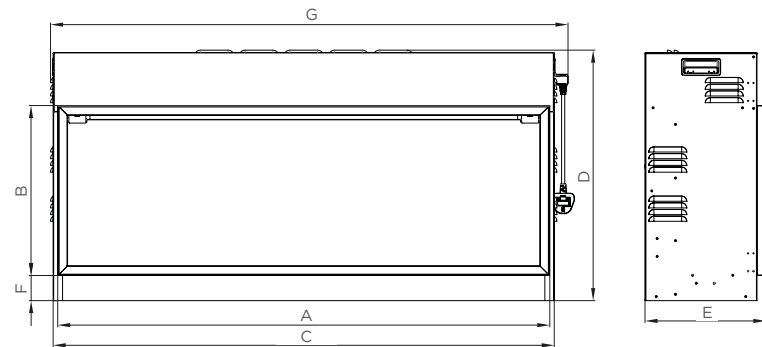


eReflex inset fires

Description	Product Code	Flame Viewing Area (w x h)	Heat Output
eReflex 55R Inset Electric Fire	210-063	550 x 550mm	1.00-2.00kW
eReflex 75R Inset Electric Fire	210-071	750 x 750mm	1.00-2.00kW
eReflex 85R Inset Electric Fire	210-009	850 x 330mm	1.00-2.00kW
eReflex 105R Inset Electric Fire	210-017	1050 x 330mm	1.00-2.00kW
eReflex 135R Inset Electric Fire	210-023	1350 x 330mm	1.00-2.00kW
eReflex 195R Inset Electric Fire	210-031	1950 x 330mm	1.00-2.00kW

eReflex inset dimensions

All dimensions in mm



	A	B	C	D	E	F	G
eReflex 55R Inset Electric Fire	600	600	620	780	300	57	657
eReflex 75R Inset Electric Fire	800	800	820	980	300	57	857
eReflex 85R Inset Electric Fire	900	380	920	560	270	57	957
eReflex 105R Inset Electric Fire	1100	380	1120	560	270	57	1157
eReflex 135R Inset Electric Fire	1400	380	1420	560	270	57	1457
eReflex 195R Inset Electric Fire	2000	380	2020	560	270	57	2057

The above information is to assist in your choice of a suitable Gazco Electric fire. It is not intended to be all the information required to install your fire. This can be obtained from your local Gazco retailer or you can download the full installation instructions from the Gazco website at www.gazco.com

eReflex stone mantels 55R & 75R

All dimensions in mm

Description	Frame Finish	Product Code	Width	Height	Depth
Claremont (requires slip set)	Antique White Marble	9002CLWM	1555	1143	190
Claremont (requires slip set)	Limestone	9002CLTL	1555	1143	190
Cavendish Bolection (requires slip set)	Antique White Marble	9000CAWM	1460	1320	207
Cavendish Bolection (requires slip set)	Limestone	9000CATL	1460	1320	207
Georgian Roundel (requires slip set)	Antique White Marble	9001GEWM	1460	1082	200
Georgian Roundel (requires slip set)	Limestone	9001GETL	1460	1082	200
Grafton (requires slip set)	Antique White Marble	9003GRWM	1415	1165	105
Grafton (requires slip set)	Limestone	9003GRTL	1415	1165	105
Victorian Corbel (requires slip set)	Antique White Marble	9004VIWM	1525	1170	250
Victorian Corbel (requires slip set)	Limestone	9004VITL	1525	1170	250
Sandringham (requires slip set)	Antique White Marble	9005SAWM	1550	1220	227
Sandringham (requires slip set)	Limestone	9005SATL	1550	1220	227

eReflex slip sets information

Slip sets are required to install the eReflex inset 55R and 75R fire with any of Gazco's six stone mantels.

Slip set for eReflex 55R Stone Mantel	Antique White Marble	910-264	-	-	-
Slip set for eReflex 55R Stone Mantel	Limestone	910-258	-	-	-
Slip set for eReflex 75R Stone Mantel	Antique White Marble	910-247	-	-	-
Slip set for eReflex 75R Stone Mantel	Limestone	910-235	-	-	-

eReflex hearth information

Small Hearth for Stone Mantel	Antique White Marble	934-241	1524	53	228
Small Hearth for Stone Mantel	Limestone	934-193	1524	53	228
Large Hearth for Stone Mantel	Antique White Marble	934-489	1625	53	457
Large Hearth for Stone Mantel	Limestone	934-351	1625	53	457



Gazco's selection of beautiful stone hearths include either small or large sizes in both Antique White Marble and Limestone options. The large size is styled with a stepped edge design whilst the small has a flush finish.

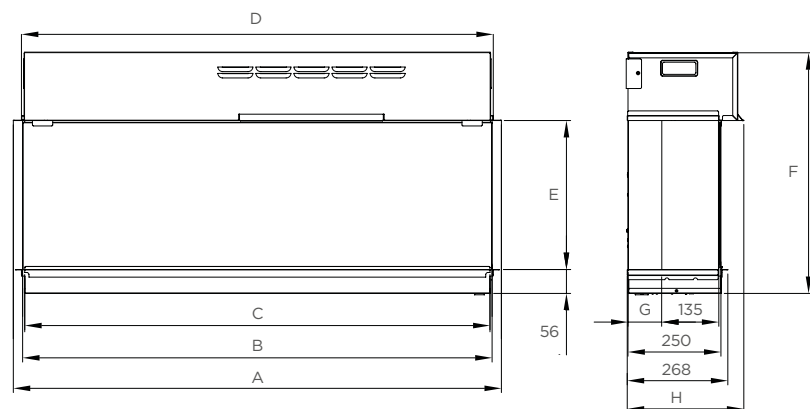
technical information

eReflex outset fires

Description	Product Code	Flame Viewing Area (w x h)	Heat Output
eReflex 55W Outset Electric Fire	210-088	550 x 560mm	1.00-2.00kW
eReflex 75W Outset Electric Fire	210-094	750 x 752mm	1.00-2.00kW
eReflex 70W Outset Electric Fire	210-040	700 x 352mm	1.00-2.00kW
eReflex 110W Outset Electric Fire	210-056	1100 x 352mm	1.00-2.00kW

eReflex outset dimensions

All dimensions in mm



	A	B	C	D	E	F	G	H
eReflex 55W Outset Electric Fire	604	560	550	566	560	769	110	306
eReflex 75W Outset Electric Fire	804	760	750	766	752	969	110	306
eReflex 70W Outset Electric Fire	754	710	700	716	352	569	80	276
eReflex 110W Outset Electric Fire	1154	1110	1100	1116	352	569	80	276




outset base trim options

	Product Code
55W left hand corner metal trim	910-271*
55W right hand corner metal trim	910-282*
55W centre metal trim	910-293*
75W left hand corner metal trim	910-304*
75W right hand corner metal trim	910-315*
70W left hand corner metal trim	910-091*
70W right hand corner metal trim	910-102*
70W centre metal trim	910-113
110W left hand corner metal trim	910-124*
110W right hand corner metal trim	910-135*
110W centre metal trim	910-146

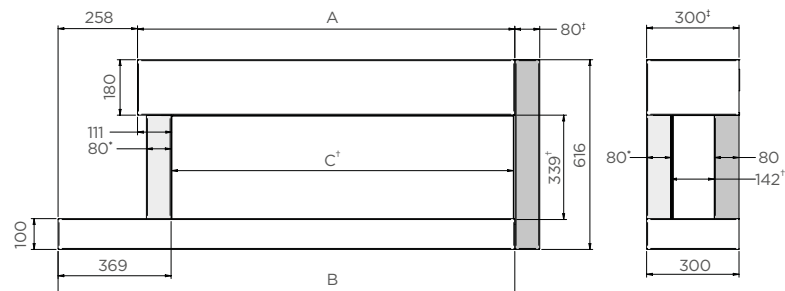
*Whilst stocks last

eReflex 70W & 110W outset options

	Product Code
Decorative Column - Black	910-216
End Cap - Black	910-227



trento offset suite



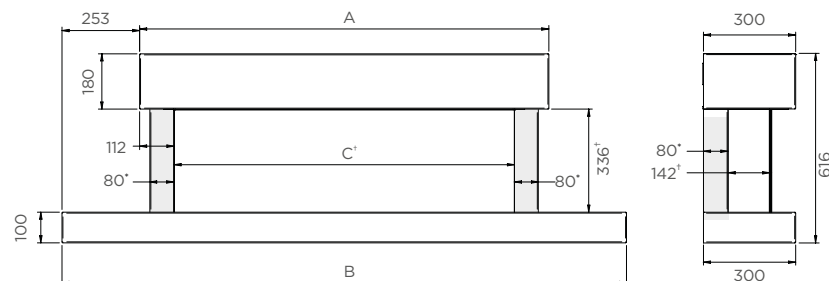
*Decorative Column / †End Cap / ‡Flame picture viewing area

	Product Code	A	B	C
70W Trento Left Offset Suite - White	910-157	825	1083	700 [†]
70W Trento Right Offset Suite - White	910-162	825	1083	700 [†]
110W Trento Left Offset Suite - White	910-183	1225	1483	1110 [†]
110W Trento Right Offset Suite - White	910-191	1225	1483	1110 [†]

trento offset options

Decorative Column - Black	910-216
End Cap - Black	910-227

trento centre suite



*Decorative Column / ‡Flame picture viewing area

	Product Code	A	B	C
70W Trento Centre Suite - White	910-170	934	1440	700 [†]
110W Trento Centre Suite - White	910-203	1334	1840	1110 [†]

trento central options

Decorative Column - Black	910-216
---------------------------	---------

The above information is to assist in your choice of a suitable Gazco Electric fire. It is not intended to be all the information required to install your fire. This can be obtained from your local Gazco retailer or you can download the full installation instructions from the Gazco website at www.gazco.com

WIN

the cost of your product back!*



For further home inspiration you can **view real life installations** at our Customer Showcase page and share your thoughts and photos of your new stove or fire installation to enter our draw!

- We will publish your entry on our Customer Showcase
- You will be entered into a draw for the chance to win the cost of your product back
- **Gain a second entry** by registering your product online for your free extended warranty: gazco.com/registration



View real life installations and submit your review at gazco.com/customershowcase

* Terms and conditions apply. See online for details

Other electric ranges available from Gazco

Gazco's electric portfolio also includes the eStudio electric fire range, which shares many of the eReflex's technologies in a slightly shallower format.

Alongside the eReflex and eStudio ranges, Gazco offers a number of other electric fires along with a variety of stove ranges. Whether you want to achieve a contemporary or traditional look, Gazco has the perfect solution whatever your style or budget.

Ask your local retailer for more information or download the eStudio and Electric Fires and Stoves brochures from www.gazco.com.



Vogue Midi T Highline Electric with
Log & Pebble fuel effect on Amber flame setting



Chesterfield 5 Electric with Log & Pebble fuel effect
on Amber flame setting







Gazco Limited, Osprey Road, Sowton Industrial Estate, Exeter, Devon, England EX2 7JG

Trade Sales: 01392 261999 / NI: 01392 261990 • Email: info@gazco.com / NI: northernireland@gazco.com

Export Sales: +44 1392 261990 • Email: exportsales@gazco.com

www.gazco.com



Gazco gratefully acknowledges the assistance of the following companies with photographic settings:

www.furniturevillage.co.uk; www.romo.com; www.debenhams.com; www.eclectique.co.uk; www.theorangerie.co.uk; www.justshutters.co.uk; www.homebase.co.uk;
www.lauraashley.com; www.nestinteriors.com; www.graceandgloryhome.co.uk; www.stbridgetnurseries.co.uk; www.johnlewis.com; www.wayfair.com;
www.veryvintagehire.co.uk; www.beachbros.co.uk; www.birlea.com; www.originalstyle.com; www.amtico.com; www.chunkymonkeyfurniture.co.uk;
www.wallsandfloors.co.uk; www.desenio.co.uk; www.ikea.com; www.sofarooms.co.uk



Paper sourced from sustainable forests and printed using vegetable based inks • © All material copyright Gazco Ltd 2021 E & O E • A member of the Stovax group

Gazco pursue a policy of continuous product improvement, therefore, whilst our products are correct at the time of the photography, we reserve the right to make alterations and amendments. Exact product details should be discussed with your retailer at the time of purchase.

find your local retailer

You can find and support your nearest retailer
by visiting: www.gazco.com/retailers



Your Gazco retailer:

Ref: GZEREFLEX0921

