



MADE IN BRITAIN



Find us on Facebook,
Twitter, Pinterest & YouTube

BFM Europe
BRITISH FIRE MANUFACTURERS

BFM Europe Limited,
Trentham Lakes, Stoke-on-Trent, Staffordshire ST4 4TJ

Telephone: 01782 339000

email: info@bfm-europe.com



www.kindergasfires.co.uk

Go direct to the Kinder website on your smart phone
or tablet device, just scan in this QR code.



Kinder

FIRES FOR LIFE

2020



MADE IN BRITAIN

Kinder

FIRES FOR LIFE

At Kinder, we know how important it is to create a stylish and relaxing living environment.

That's why we've developed this collection of premium gas fires and surrounds to complement all tastes and lifestyles.

“I believe our success stems from a combination of innovative design, investment in technology and the highest quality manufacturing standards. As a result all Kinder fires carry a 15 year guarantee to reflect my belief in their quality and durability, and our experienced Kinder retailers are hand-picked to give you the very best advice and service. This brochure has been designed to make the purchase of your new Kinder fire as simple as possible. I hope you will find it both informative and inspiring.”

Michael Power



BFM Europe
BRITISH FIRE MANUFACTURERS



BRITISH MADE QUALITY

Kinder is crafted by BFM Europe, the fastest growing domestic fire producer in the country with an unequalled reputation for quality and service. Every Kinder branded gas fire is developed and manufactured in Britain at our purpose built, state-of-the-art facility in Stoke-on-Trent.



Kinder fires for life	4
Product testing and certification	5
Kinder 15 year guarantee	6
Before you begin	7



high efficiency

Conventional Flue 8

Hearth Inset - Glass Fronted	
Nevada HE	10
Kalahari HE	12
Camber HE	14
Oasis HE	16

Hearth Inset - Open Fronted	
Nevada Plus	18
Kalahari Plus	20
Camber Plus	22
Oasis Plus	24
Oasis	26

Balanced Flue 8

Hearth Inset - Glass Fronted	
Dakota BF	28
Revolution BF	30



standard efficiency

Conventional Flue 9

Hearth Inset - Open Fronted	
Nevada	32
Kalahari/Black Magic	34
Camber	36



Finishing Touches	38
Frets, Trims & Fascias	

Kinder

FIRES FOR LIFE


There is nothing like the immediate warmth and comfort of a Kinder Gas fire

Designed to suit your lifestyle with a combination of appealing looks, outstanding warmth and practical attention to detail - Kinder designs gas fires for all tastes, from traditional to contemporary, and including models available as powerflue and balanced flue options.



Product Testing & Certification

All our gas fires are independently tested, approved and verified by the British Standards Institution (BSI) to meet the latest standards for performance, safety and efficiency.



All our fires feature a Flame Supervision Device (FSD) and all conventional flue models feature an Oxygen Depletion Sensor (ODS) for maximum safety. The ODS is a device which shuts off the gas supply to the main burner in the unlikely event of a fault. The FSD is a device which detects the presence of a flame, and in the absence of that flame, prevents uncontrolled release of gas to the burner.

Everything you need to know about gas fires, from alternative power supplies to flue types is on the following pages, so you can sit back and relax with Kinder from the start.

Kinder products are stocked by leading independent fire specialists located throughout the UK. These retailers are fully trained to make the choice and subsequent installation of your Kinder fire as seamless as possible.

Visit www.KinderGasFires.co.uk to find your nearest retailer.



This logo signifies that the product is fully compliant with the Eco design directive Commission Regulation (EU) 2015/1188.



All our fires are independently tested, approved and verified by the British Standards Institution (BSI). They are not owned by the government, industry or shareholders, which means that they can be totally objective with regards testing and certification. This gives their assessments more authority than those of an organization that has a vested interest in promoting its members.

They have some of the most experienced and knowledgeable staff in the world and are recognised internationally for their technical expertise, quality services and in-depth knowledge of gas and electrical product testing and certification.

The wide-ranging capability of their testing facilities and the broad expertise and knowledge of their testing and certification staff ensures our products are rigorously tested with the utmost integrity.



Kinder 15 year guarantee

We understand that your gas fire is going to be the heart of your home. That's why we are passionate about ensuring our gas fires offer the ultimate in build quality and looks.



From the beginning, our Design Team sets the standard by creating new and innovative products, so you'll find exactly the fire you have in mind. Then there's our Development Team. They consistently deliver higher safety and efficiency ratings to give you total confidence.

Before we commence manufacture, all models are assessed and approved by leading independent organisations and each fire rigorously checked by our Quality Control Department prior to leaving our state-of-the-art facility.

All in all, guaranteeing that when you settle down in front of a Kinder fire, you'll have the very best in gas fire technology behind it.

Every Kinder gas fire carries a 15 year Comprehensive Guarantee providing you with reassurance and peace of mind. This means that your fire is guaranteed for fifteen years against manufacturing and material defects, including parts and labour. The guarantee is subject to our 'Conditions of guarantee' including annual service and annual replacement of the oxy-pilot assembly.

We offer this guarantee, unlike other manufacturers, as a sign of our commitment to the highest standards of build quality, ensuring that life will revolve around your Kinder fire for many years to come. In-line with gas industry practice, we recommend that all gas appliances should be serviced annually by a Gas Safe Register engineer to ensure continued safe operation and optimum performance throughout the lifetime of the product. Gas Safe Register engineers are available directly through our Service Department.

Before you begin

There is a Kinder fire for all tastes, from traditional to contemporary chic. However, before you make your final selection, please take time to consider the following:

Radiant or Convector?

A **radiant fire** emanates heat from the combustion chamber only, which is why Kinder radiant fires incorporate a glowing back panel to maximise heat output. A **convector fire** has the added benefit of a heat exchanger attached to the back of the fire. This draws cool air in and sends it back out into the room as hot air, maximising heat output whilst keeping your fuel bills down.

Gas Supply

Your gas supply will either be Natural Gas or LPG, depending on the area in which you live.



Natural Gas - The most common gas supply.



LPG - Alternative for houses with no Natural Gas supply.

Chimney or Flue

Your choice of fire will be dictated by the type of chimney or flue you have. If you're not sure, then take a look at your roof and cross-reference it with the simple guide on the right. It is also worth noting that a slimline fire will fit virtually any chimney or flue, whereas a full-depth often requires a traditional chimney or rebate on the fire surround. Please confirm your flue type by consulting your Kinder Stockist before purchase.



Brick Chimney

A conventional brick chimney is recognisable by a chimney stack with a terracotta pot or gas terminal.



Pre-Fabricated Flue

This is an interlocking metal flue tube system identifiable by a metal flue and terminal on the roof and a metal flue box behind the fire.

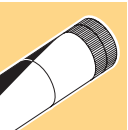


Pre-Cast Flue

Built from concrete or clay blocks, pre-cast flues provide a rectangular section flue. They can be identified by a ridge vent or metal flue tube and terminal on the roof. All fires featuring this icon are suitable for pre-cast flues conforming to BS EN 1858.

No Chimney or Flue

Some properties have no chimney or flue, in which case a balanced flue fire is required.



Balanced Flue fires vent directly outside through a horizontal co-axial pipe (one pipe within a larger pipe). The outer pipe draws air in from the outside and the inner pipe expels combustion gases. An electricity supply is not required for these products.

Controls

Gas is wonderfully controllable, but which type of control suits you best? The discretion of manual ignition, concealed behind the removable ash pan... the convenience of slide control... or the luxury and style of remote control?



Manual Control

Simple and discreet. The control system is located behind the fire's fret or trim. Once the fire is lit rotate the control knob to adjust the flame height and heat output.



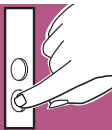
Slide Control

A convenient control system which is located on the top right-hand side of the fire. Push and hold the lever down to ignite and move it up and down to adjust the flame height and heat output.



Remote Control with Thermostat

The remote control handset can be used to light the fire as well as to adjust the flame height and heat output. In addition, the handset contains the extra benefit of a thermostatic control to regulate room temperature and a programmable timer that can be pre-programmed to ensure your room will be warm whenever you wish.



Easy Flame Control (EFC)

Discreet, easy access buttons are used to ignite the fire and adjust heat and flame height.



Remote Control


The remote control handset is used to light the fire as well as to adjust the flame height and heat output.

Fire Back Panel

Kinder offers a range of fire back panels chosen to compliment each individual fire. In some cases you may be offered a choice of back panel – look out for the symbols on the right.



Plain Black



Brick Effect

high efficiency

Get up to 93.5%
energy efficiency

from a Kinder High Efficiency gas fire

Kinder has always had a reputation as a manufacturer of some of the most efficient fires on the market. Now we are setting new industry standards with the Kinder HE high efficiency range: exceptional heat output combined with lower running costs compared to standard gas fires.

Kinder's R&D team has invested in developing the technology to meet the key objective of producing gas fires that save energy and as a result, help to keep costs down.

Inspired design. Advanced technology.

Our glass fronted high efficiency Conventional and Balanced Flue fires are available in a range of Wall Inset and Hearth Inset models as well as Fireplace Suites. In addition, we have a range of open fronted high efficiency Conventional Flue Hearth Inset fires offering more options and choices.

Hearth Inset - Glass Fronted



Conventional Flue fires

Glass Fronted Fires

Our range of high efficiency conventional flue glass fronted fires have an energy efficiency of up to 86%. They have a glass panel across the front of the fire which radiates the heat generated from the fuel bed directly into the room. The glass panel concentrates the radiant heat so that more heat is forced into the room and less is lost through the chimney. Combined with convected heat which is produced by cool air drawn into the base of the fire through the heat exchanger and then emitted as warm air through the gap above the canopy, making these the most efficient conventional flue fires available.

Hearth Inset - Glass Fronted



Hearth Inset - Open Fronted



Open Fronted Fires

Our high efficiency conventional flue open fronted fires can reach an energy efficiency of up to 68.3%. These fires provide the look and feel of a real open fire providing both radiant and convected heat. Radiant heat is emitted from the fuel bed and the convected heat is generated by cool air drawn into the base of the fire which passes through a heat exchanger and is then emitted as warm air through the gap above the canopy.

Balanced Flue fires

Glass Fronted Fires

Our range of high efficiency balanced flue fires have an energy efficiency of up to 93.5%. Designed for those who want all the benefits of a gas fire but don't have a built in chimney or flue in their home, a balanced flue fire comes with its own flue terminal which is vented directly through an outside wall. They are glass fronted, completely room sealed appliances and work by drawing and venting external air via a pair of co-axial tubes into the fire for combustion purposes.

high efficiency Conventional Flue

Hearth Inset – Glass Fronted



Nevada HE

This slimline high efficiency fire boasts an energy efficiency of up to 81.3% and will fit almost any chimney or flue including Pre-Cast (BS EN 1858).

With a choice of coal or pebble* fuel bed the Nevada HE also features a large viewing window and an incredible 2.9kW heat output.

Create your own style with a choice of trim and fret combination or one-piece fascia option. View the Kinder accessories range on pages 38 to 41.

*Optional Pebble fuel effect may be purchased separately.

Specifications

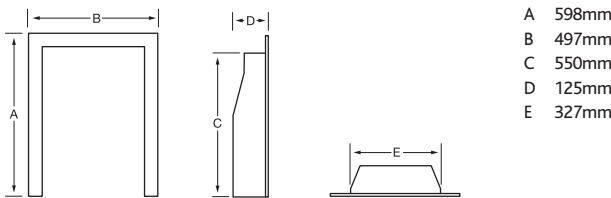
Description: Slimline inset gas fire
Type of Heat: Radiant & Convected

Useful energy efficiency	81.3%
Energy efficiency class	D
Fuel type	Natural gas
Direct heat output	2.9kW

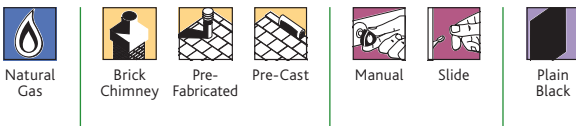
Fuel effect	Control type	Model Number
Coal	Manual	KSHC00MN
	Slide	KSHC00SN2

Safety: Flame Supervision Device & Oxygen Depletion Sensor
Air vent required: Not normally

Dimensions



Dimensions A & B refer to standard trims only.



Nevada HE pebble*
Standard trim in satin silver
Athena fret in satin silver



Nevada HE coal, Signature fascia in chrome & black

high efficiency Conventional Flue

Hearth Inset – Glass Fronted



Kalahari HE

With an energy efficiency of 84.3%, the Kalahari HE has been designed to fit most flue types including pre-cast flues when installed with a 3" rebated fire surround.

As well as manual or slide control options you can also enjoy the luxury of a fully remote control system on the Kalahari HE. Comes with coal fuel effect as standard. A pebble fuel bed pack is available as an optional extra.

Create your own style with a choice of trim and fret combination or one-piece fascia option. View the Kinder accessories range on pages 38 to 41.

Specifications

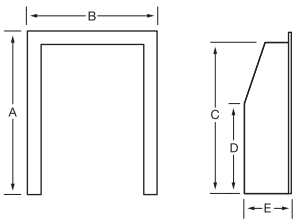
Description: Full depth inset gas fire
Type of Heat: Radiant & Convected

	Manual/Slide	Remote
Useful energy efficiency	84.3%	84.3%
Energy efficiency class	D	C
Fuel type	Natural gas	Natural gas
Direct heat output	3.4kW	3.4kW

Fuel effect	Control type	Model Number	
Coal	Manual	KHKC00MN2	n/a
	Slide	KHKC00SN2	n/a
	Remote	n/a	KHKC00RN3


Safety: Flame Supervision Device & Oxygen Depletion Sensor
Air vent required: Not normally

Dimensions



- A 598mm
- B 497mm
- C 550mm
- D 327mm
- E 180mm
- F 110mm
- G 365mm


Dimensions A & B refer to standard trims only.



Kalahari HE pebble
Chamfered trim in satin silver
Athena fret in satin silver



Kalahari HE coal, Ultimo trim in chrome & black, Bauhaus fret in chrome



Camber HE

The stylish brushed satin silver fascia combined with a black back panel and coal fuel bed make the Camber HE a welcome centre-piece in any modern living room.

Boasting an energy efficiency of 84.3% the Camber HE is economical as well as eye-catching. It is also suitable for most conventional flue chimneys including pre-cast when installed with a 3" rebated fire surround.

*Optional Pebble fuel effect may be purchased separately.

Specifications

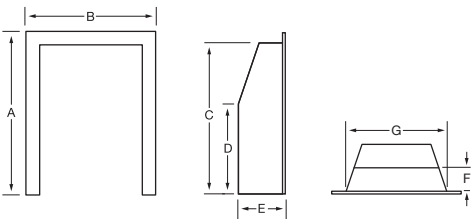
Description: Full depth inset gas fire
Type of Heat: Radiant & Convected

Useful energy efficiency	84.3%	84.3%
Energy efficiency class	D	C
Fuel type	Natural gas	Natural gas
Direct heat output	3.4kW	3.4kW

Fuel effect	Control type	Model Number	
Coal	Manual	KHKC00MN2	n/a
	Remote	n/a	KHKC00RN3

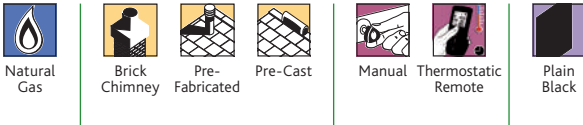
Safety: Flame Supervision Device & Oxygen Depletion Sensor
Air vent required: Not normally

Dimensions



- A 610mm
- B 520mm
- C 550mm
- D 327mm
- E 180mm
- F 110mm
- G 365mm

Dimensions A & B refer to standard trims only.



Camber HE pebble
Fascia in brushed satin silver



Camber HE coal, fascia in brushed satin silver

high efficiency Conventional Flue

Hearth Inset – Glass Fronted



Oasis HE

Based on our most popular hearth mounted fire, the Oasis HE is the first model in the Kinder 'high efficiency' range.

The Oasis HE has an incredible energy efficiency of 86.3% and 4.0kW heat output, ensuring that this fire gives optimum heat combined with cost efficiency.

Create your own style with a choice of trim and fret combination or one-piece fascia option. View the Kinder accessories range on pages 38 to 41.

Specifications

Description: Full depth inset gas fire.
Type of Heat: Radiant & Convected

Useful energy efficiency	86.0%
Energy efficiency class	C
Fuel type	Natural gas
Direct heat output	3.9kW

Fuel effect	Control type	Model Number
Coal	Manual	KHEC00MN
	Slide	KHEC00SN
	Remote	KHEC00RN2

Useful energy efficiency	86.3%
Energy efficiency class	C
Fuel type	LPG
Direct heat output	4.0kW

Fuel effect	Control type	Model Number
Coal	Slide	KHEC00SP

Safety: Flame Supervision Device & Oxygen Depletion Sensor
Air vent required: Not normally

Dimensions

Dimensions A & B refer to standard trims only.

A 598mm
B 497mm
C 550mm
D 230mm
E 400mm

Natural Gas

LPG*

Brick Chimney

Pre-Fabricated

Manual

Slide

Thermostatic Remote

Plain Black

*Only available on slide control model.



Oasis HE
Embrace fascia in Chrome & Black



Oasis HE, Ultimo trim in black nickel, Bauhaus fret in black nickel

high efficiency Conventional Flue

Hearth Inset – Open Fronted



Nevada Plus

The Nevada Plus is one of the most efficient open-fronted slimline gas fires available today and with a heat output of up to 4.0kW it is also one of the warmest products suitable for a pre-cast flue.

The Nevada Plus is available in a choice of manual, slide or remote control systems. This extremely versatile fire can be styled with a wide range of Kinder trims, frets or fascias making it easy to create a look to suit your existing décor. See pages 38 to 41 for more information about Kinder accessories.

*Optional Pebble fuel effect may be purchased separately.

Specifications

Description: Slimline inset gas fire
Type of Heat: Radiant & Convected

	Manual	Slide	Remote
Useful energy efficiency	66.8%		
Energy efficiency class	F		
Fuel type	Natural gas		
Direct heat output	4.0kW	3.8kW	
Fuel effect	Model Number		
Coal	KSPC00MN	KSPC00SN	KSPC00RN2

Safety: Flame Supervision Device & Oxygen Depletion Sensor
Air vent required: Not normally

Dimensions

Dimensions A & B refer to standard trims only.

A	600mm
B	498mm
C	548mm
D	125mm
E	324mm

- Natural Gas
- Brick Chimney
- Pre-Fabricated
- Pre-Cast
- Manual
- Slide
- Remote
- Plain Black



Nevada Plus pebble
Chamfered trim in chrome
Bauhaus fret in chrome



Watch the video

Nevada Plus coal
Chamfered trim in brass
Dallas fret in brass

high efficiency Conventional Flue

Hearth Inset – Open Fronted



Kalahari Plus

The Kalahari Plus high efficiency gas fire boasts an impressive 68.3% energy efficiency and can be installed in to almost any chimney or flue, including Pre-cast when fitted with a 3" rebated fire surround.

This open-fronted gas fire features a highly realistic coal fuel effect and is available as a manual, slide or remote controlled fire. Comes with coal fuel effect as standard.

The Kinder Kalahari can be styled with most trims, frets and fascias in our wide range of gas fire accessories on pages 38 to 41.

*Optional Pebble fuel effect may be purchased separately.

Specifications

Description: Full depth inset gas fire
Type of Heat: Radiant & Convected

Useful energy efficiency	68.3%
Energy efficiency class	F
Fuel type	Natural gas
Direct heat output	4.2kW

Fuel effect	Control type	Model Number
Coal	Manual	KKPC00MN
	Slide	KKPC00SN
	Remote	KKPC00RN2

Useful energy efficiency	67%
Energy efficiency class	F
Fuel type	LPG
Direct heat output	4.2kW

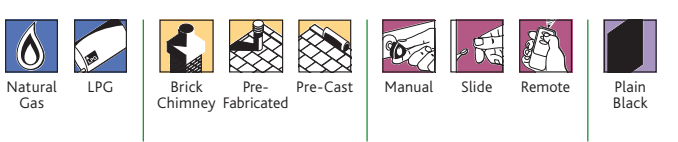
Fuel effect	Control type	Model Number
Coal	Manual	KKPC00SP

Safety: Flame Supervision Device & Oxygen Depletion Sensor
Air vent required: Not normally

Dimensions

Dimensions A & B refer to standard trims only.

A 600mm
B 498mm
C 548mm
D 170mm
E 365mm



Kalahari Plus pebble
Designer trim in chrome & black
Vegas fret in antique chrome



Kalahari Plus coal, Signature trim in chrome & black, Aviva fret in chrome

high efficiency Conventional Flue

Hearth Inset – Open Fronted



Camber Plus

The Camber Plus is certainly a contemporary classic with a wonderfully sleek design that will never go out of fashion.

This open-fronted gas fire provides an incredible 4.2kW heat output with an energy efficiency of 68.3%. The Camber Plus is available in both manual and remote control versions and has a black back panel with a beautifully realistic coal fuel bed.

*Optional Pebble fuel effect may be purchased separately.

Specifications

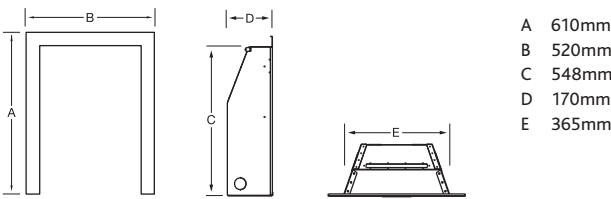
Description: Full depth inset gas fire
Type of Heat: Radiant & Convected

Useful energy efficiency	68.3%
Energy efficiency class	F
Fuel type	Natural gas
Direct heat output	4.2kW

Fuel effect	Control type	Model Number
Coal	Manual	KKPC00MN
	Fully Remote	KKPC00RN2

Safety: Flame Supervision Device & Oxygen Depletion Sensor
Air vent required: Not normally

Dimensions



Dimensions A & B refer to standard trims only.



Camber Plus pebble
Fascia in brushed satin silver



Watch the video

Camber Plus coal
Fascia in
brushed satin silver

high efficiency Conventional Flue

Hearth Inset – Open Fronted



Oasis Plus

The Oasis Plus is the first full depth open-fronted high efficiency gas fire from Kinder. You can now achieve the look of a real open coal fire, combined with the convenience of gas fuel, at an incredible 66.7% energy efficiency.

This stunning fire features an extra wide coal fuel effect bed, a beautiful flame picture and offers an incredible 4.2kW heat output.

Suitable for installation into standard brick chimneys and pre-fabricated flues, the Oasis Plus comes in a choice of manual, slide or remote control.

Create your own style with a choice of trim and fret combination or one-piece fascia option. View the Kinder accessories range on pages 38 to 41.

Specifications

Description: Full depth inset gas fire
Type of Heat: Radiant & Convected

Useful energy efficiency	66.7%
Energy efficiency class	F
Fuel type	Natural gas
Direct heat output	4.1kW

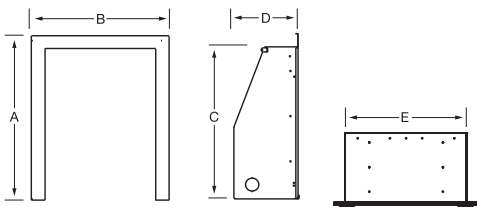
Fuel effect	Control type	Model Number
Coal	Manual	KOPC00MN
	Slide	KOPC00SN
	Remote	KOPC00RN2

Useful energy efficiency	66.2%
Energy efficiency class	F
Fuel type	LPG
Direct heat output	4.2kW

Fuel effect	Control type	Model Number
Coal	Slide	KOPC00SP

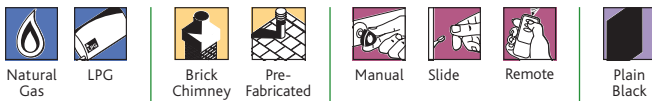
Safety: Flame Supervision Device & Oxygen Depletion Sensor
Air vent required: Not normally

Dimensions



- A 600mm
- B 498mm
- C 548mm
- D 223mm
- E 400mm

Dimensions A & B refer to standard trims only.



Oasis Plus
Camber fascia in brushed satin champagne
Not available on SC models.



Oasis Plus, Designer trim in black & chrome, Vegas fret in antique chrome

high efficiency Conventional Flue

Hearth Inset – Open Fronted



Oasis

The Oasis successfully marries classic looks with state-of-the-art performance and is currently one of the warmest open-fronted convector fires with a heat output of up to 3.7kW.

The full depth fuel bed and highly realistic coal effect provides a mesmerising flame picture with a cosy glow ensuring an attractive centrepiece in any room.

Create your own style with a choice of trim and fret combination or one-piece fascia option. View the Kinder accessories range on pages 38 to 41.

Specifications

Description: Full depth inset gas fire
Type of Heat: Radiant

Useful energy efficiency	60.0%	
Energy efficiency class	F	
Fuel type	Natural gas	
Direct heat output	3.7kW	

Fuel effect	Control type	Model Number
Coal	Manual	KICCO0MN
	Slide	KICCO0SN

Safety: Flame Supervision Device & Oxygen Depletion Sensor
Air vent required: Not normally

Dimensions

A 594mm
B 485mm
C 550mm
D 250mm
E 400mm

Natural Gas

Brick Chimney

Pre-Fabricated

Manual

Slide

Plain Black



Oasis
Chamfered trim in brass
Dallas fret in brass



Oasis, Signature fascia in brass & black

high efficiency **Balanced Flue**

Hearth Inset – Glass Fronted



Dakota BF

The Dakota's stylish glass front is instantly eye-catching and helps ensure incredible efficiency.

As the Dakota is designed exclusively as a balanced flue model, home owners without a chimney can still enjoy the benefits of having a Kinder gas fire. Comes with the option of a brass, chrome or black trim which can be teamed with any fret from our extensive range on page 39.

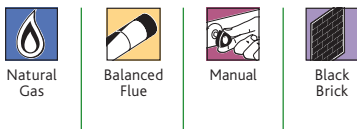
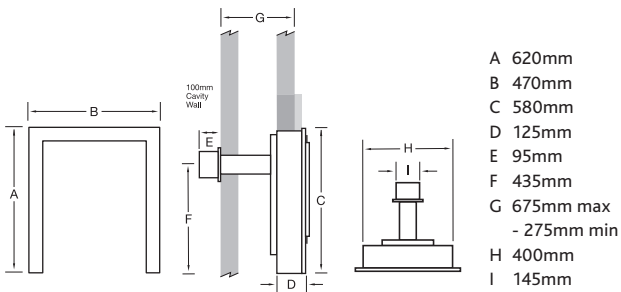
Specifications

Description: Full depth inset gas fire
Type of Heat: Radiant & Convected

Useful energy efficiency	80%	
Energy efficiency class	E	
Fuel type	Natural gas	
Direct heat output	2.7kW	
Fuel effect	Control type	Model Number
Coal	Manual	KF70

Safety: Flame Supervision Device & Oxygen Depletion Sensor
Air vent required: Not normally

Dimensions



Dakota balanced flue
Vegas fret in black



Dakota balanced flue satin silver
Vegas fret in antique chrome



Dakota balanced flue, Vegas fret in brass

high efficiency Balanced Flue

Hearth Inset – Glass Fronted



Revolution BF

Designed to fit into a standard cavity wall with a 3" rebated surround the Revolution Balanced Flue gas fire boasts an energy efficiency of up to 93.5% and features a choice of a full depth coal or log** fuel effect.

The Revolution is available in manual, remote or with a fully automatic Easy Flame control option with discreet, easy access buttons which ignite the fire and allow you to adjust the heat and flame height to suit your needs.

Create your own style with a choice of trim and fret combination or one-piece fascia option. View the Kinder accessories range on pages 38 to 41.

Specifications

Description: Full depth inset gas fire
Type of Heat: Radiant & Convected

Useful energy efficiency	93.5%
Energy efficiency class	B
Fuel type	Natural gas
Direct heat output	3.9kW

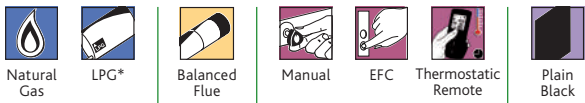
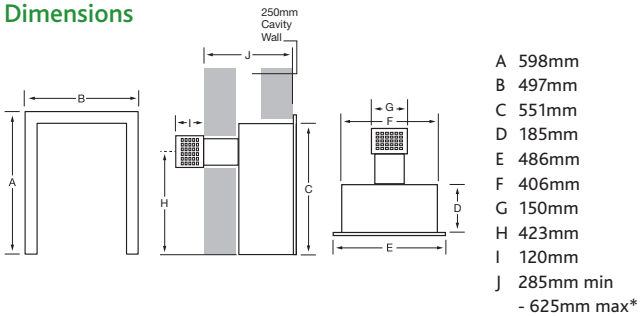
Fuel effect	Control type	Model Number
Coal/Logs	Manual	KBFC00MN2/KBFL00MN
Coal	EFC	KBFC00EN3
Coal/Logs	Remote	KBFC00RN3/KBFL00RN

Useful energy efficiency	93.5%
Energy efficiency class	B
Fuel type	LPG
Direct heat output	4.0kW

Fuel effect	Control type	Model Number
Coal	Manual	KBFC00MP2

Safety: Flame Supervision Device & Oxygen Depletion Sensor
Air vent required: Not normally

Dimensions



*Log fuel effect not available on LPG model



Revolution coal
Standard trim in satin silver
Aegis fret in satin silver



Revolution log, Embrace fascia in chrome & black



Nevada

With its ultra slim design, the Nevada will fit beautifully into almost any fireplace.

With the natural ambient glow of real-effect coals and flames, it will suit your lifestyle and your home perfectly.

Create your own style with a choice of trim and fret combination or one-piece fascia option. View the Kinder accessories range on pages 38 to 41.

*Optional Pebble fuel effect may be purchased separately.

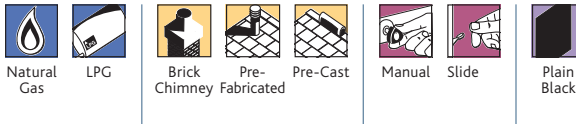
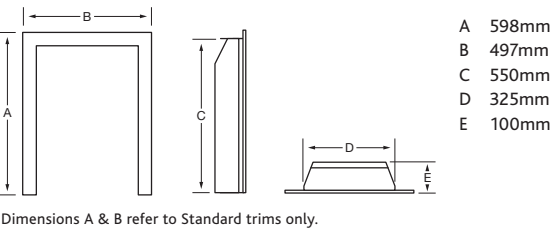
Specifications

Description: Full depth inset gas fire
Type of Heat: Radiant

Useful energy efficiency	53.1%	
Energy efficiency class	F	
Fuel type	Natural gas	
Direct heat output	3.1kW	
Fuel effect	Control type	Model Number
Coal	Manual	KNVC00MN
	Slide	KNVC00SN

Safety: Flame Supervision Device & Oxygen Depletion Sensor
Air vent required: Not normally


Dimensions



Nevada pebble
Signature trim in chrome & black
Dallas fret in antique chrome



Nevada coal, Signature trim in brass & black, Dallas fret in antique brass



Kalahari & Black Magic

The Kalahari instantly brings a room to life. This market leading radiant offers the appearance of a real open fire and incorporates a full-depth ceramic coal fuel effect for beautifully realistic flames and an inviting charm.

Designed to fit snugly into a pre-cast flue with a 3" rebated fire surround, this fire exudes a welcoming heat output of up to 3.3kW. The Kalahari is available in a choice of manual, slide or remote control.

Create your own style with a choice of trim and fret combination or one-piece fascia option. View the Kinder accessories range on pages 38 to 41.

The Black Magic features a contemporary fascia which is made from high quality extruded aluminium and comes in a beautiful black textured paint finish.

*Optional Pebble fuel effect may be purchased separately.

Specifications

Description: Full depth inset gas fire
Type of Heat: Radiant

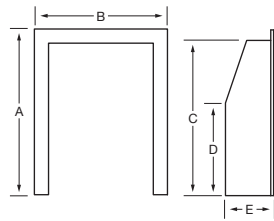
Fuel type	Natural gas
Direct heat output	2.7kW

Fuel effect	Control type	Model Number
Coal	Manual	KRDC00MN630
	Slide	KRDC00SN
	Remote	KRDC00RN2

This product is not suitable for primary heating purposes

Safety: Flame Supervision Device & Oxygen Depletion Sensor
Air vent required: Not normally

Dimensions



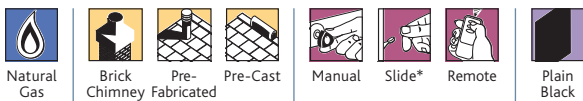
*Dimensions A & B refer to Standard trims only.

Kalahari

- A 598mm*
- B 497mm*
- C 550mm
- D 327mm
- E 170mm
- F 110mm
- G 365mm

Black Magic

- A 610mm
- B 520mm
- C 550mm
- D 327mm
- E 170mm
- F 110mm
- G 365mm



* Not available with Black Magic fascia.



Kalahari pebble
Designer trim in chrome & satin silver
Bauhaus fret in chrome




Black Magic coal
Black textured paint



Watch the video

Kalahari coal
Arcadia fascia in
black & chrome



Camber

The Camber with its striking looks, clean design lines and highly realistic blazing dancing flames will captivate you on entering the room.

This fire is precision manufactured and, with its deep coal fuel bed, provides an individual combination of aesthetic beauty combined with high quality performance.

The Camber features a plain black back panel and a brushed satin silver fascia.

*Optional Pebble fuel effect may be purchased separately.

Specifications

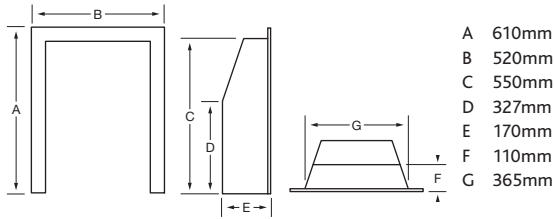
Description: Full depth inset gas fire
Type of Heat: Radiant

Fuel type	Natural gas
Direct heat output	2.7kW

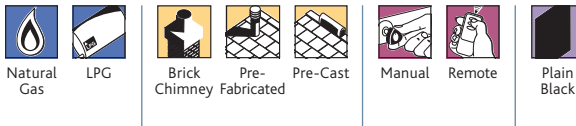
Fuel effect	Control type	Model Number
Coal	Manual	KRDPW1MN
	Remote	KRDPW1RNZ

Safety: Flame Supervision Device & Oxygen Depletion Sensor
Air vent required: Not normally
This product is not suitable for primary heating purposes

Dimensions



*Dimensions A & B refer to Standard trims only.



Camber pebble
Fascia in brushed satin silver



Camber coal, fascia in brushed satin silver

Trims

Standard trim
Quality steel trims in a choice of four colours with a plated or painted finish. Suitable for all Kinder hearth inset gas fires excluding Dakota BF.



Wide trim
Made from steel and available in a brass plated finish. Suitable for the Nevada Plus*, Kalahari Plus*, Oasis Plus*, Nevada HE*, Kalahari HE*, Oasis HE*, Nevada*, Kalahari*, Oasis* and Revolution BF.

Brass

Signature trim
The Signature is a quality steel fabricated trim in a range of metallic and paint finishes. Suitable for all Kinder hearth inset gas fires excluding Dakota BF. Brass & Black finish is unsuitable for Revolution BF model.




Designer trim
Made from extruded anodised aluminium, Designer trims create fabulous dual-coloured looks in a choice of three combinations. Suitable for all Kinder hearth inset gas fires excluding Dakota BF.



Ultimo trim
The Ultimo is a cast iron trim with a black painted and optional colour plated finish. Suitable for all Kinder hearth inset gas fires excluding Dakota BF. Unsuitable for Easy Flame Control systems.



Chamfered trim
Made from steel in a choice of two plated finishes. Suitable for all Kinder hearth inset gas fires excluding Dakota BF. Unsuitable for slide control systems.



Frets

Our extensive range of 16" & 18" frets is suitable for most Kinder hearth mounted gas fires and includes traditional and modern style frets made from solid brass or cast iron with a painted or plated finish.



Fascias

Steel Fascias

Camber and Black Magic

These extremely popular fascias are made from high quality extruded aluminium. The Camber is available as an anodised finish in Satin Silver, or Satin Champagne. The Black Magic is a textured matte black finish with a light metallic speckle. Suitable for all Kinder hearth inset gas fires excluding Dakota BF. Unsuitable for slide control systems. N.B. Satin Silver finish comes as standard when purchased with the Camber HE, Camber Plus, or Camber gas fire.



Camber
Brushed Satin Champagne



Camber
Brushed Satin Silver



Black Magic
Black textured paint

Signature

The Signature is a one-piece fabricated steel fascia. Suitable for all Kinder hearth inset gas fires excluding Dakota BF. Brass & Black finish is unsuitable for Revolution BF model.



Chrome & Black



Satin Silver & Chrome



Brass & Black



Black Nickel & Chrome



Black Nickel & Black

Cast Iron Fascias



Arcadia
Black & Gold



Arcadia
Black & Chrome



Embrace
Gold & Black



Embrace
Chrome & Black



Embrace
Black Nickel & Black

Arcadia and Embrace

The Arcadia and Embrace fascias are one-piece cast iron fascias in a combination of black painted with optional colour plated finish. Suitable for all Kinder hearth inset gas fires excluding Dakota BF. Unsuitable for Easy Flame Control systems.



Online inspiration & information

Tap into a wealth of knowledge and discover everything you need to know about purchasing, fitting & servicing your Kinder fire.

- Use our intelligent search tools to find your perfect gas fire.
- Find your nearest approved Kinder stockist
- Download installation and user manuals
- Register your guarantee
- Watch videos of our stunning fires

www.kindergasfires.co.uk

K i n d e r

FIRES FOR LIFE



IMPORTANT NOTICE

WARNING BFM Europe Limited is a Gas Safe Registered company. We recommend that all of our fires are installed by Gas Safe Register engineers in accordance with our instructions.

DISCLAIMER Our policy is one of constant development and improvement. We therefore reserve the right to revise designs and specifications of our products without formal notice, patents pending. We always recommend our products be viewed in an approved showroom before purchase. Whilst we have taken every care in the preparation of this brochure it is not intended to replace the installation manual which provides more detailed information.

Photography is for illustration purposes only and although every effort has been made to ensure accurate reproduction of typical installations and flame pictures they may vary according to fire model and flue types.

We accept no liability for any loss or damage arising directly or indirectly from the use of this brochure.

We recommend that all our fires are used in conjunction with central heating and not as a primary source of heat.

In the interests of personal safety a suitable fireguard is recommended when children, the elderly and the infirm are present.

(This brochure is copyright 2020 and must not be reproduced in whole or in any part without prior written permission).